


# Transforming Our Textbook Lessons

*How can we  
expand and extend  
the activities within the textbook  
using other resources  
we have available?*



*Changing lives, one word at a time.*

**August 2025**

with Catherine



# AGENDA

- Warm Up
- Review
- TTL Template & Sample Walk Thru
- Work Session by Level
- Share Out / Closure
- Lunch!



**UNIT 4**

**B** Talk with a partner. Change the bold words and make conversations.

**USEFUL LANGUAGE**  
What's wrong?  
What's the matter?

**A** How is she?  
**B** Not so good.  
**A** What's wrong?  
**B** She has a cold.  
**A** I have tissues.  
**B** Really? thanks.

**1** she / a cold / tissues  
**2** he / a headache / aspirin  
**3** you / a cough / cough medicine  
**4** she / a cut / a bandage  
**5** you / a sprained ankle / an ice pack  
**6** he / a backache / a heating pad  
**7** he / a fever / aspirin  
**8** you / a sore throat / lozenges  
**9** she / a cut / bandage

**2** Practice  
**A** Write. Complete the sentences. Use has or have.

**1** He has a terrible cold.  
**2** I have a headache.  
**3** He has a backache.  
**4** You have a fever.  
**5** I have a broken arm.  
**6** He has a stomachache.  
**7** She has a bad cough.  
**8** You have a sore throat.  
**9** She has a cut.

**3** Communicate  
Talk with a partner. Ask and answer.

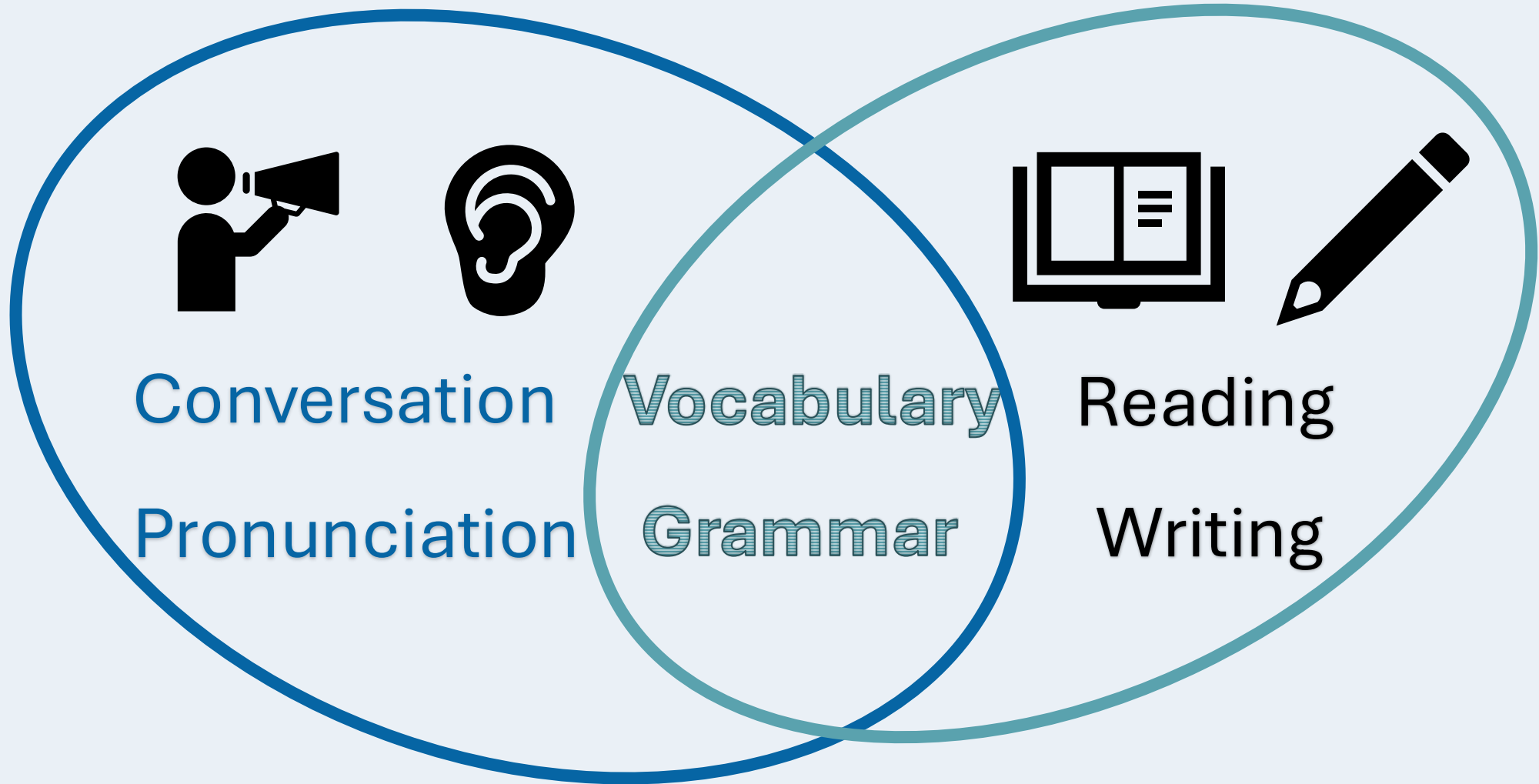
**USEFUL LANGUAGE**  
What's the matter?  
I have a cold.  
Use tissues.

**Lesson A Unit 4 Health Listening**  
Look at the picture. Write the words.

**1** broken leg  
**2** earache  
**3** fever  
**4** sore throat  
**5** sprained ankle  
**6** stomachache

**7** Tito  
**8** Joanne  
**9** Dana  
**10** Steve  
**11** Tom

# Aspects of Language



# Warm Up



Conversation	Vocabulary	Reading
Pronunciation	Grammar	Writing

Which have been  
easier for you to  
incorporate with the  
textbook?

# Review



## Tutor News & Updates

August 18, 2025

LVCA  
Website

Reserve a  
Room

Student  
News

Tutor  
Report

## Reminder: Accessing Online Resources

LVCA has a resource page! This password-protected page provides access to past workshops, past mini-conferences, and other LVCA-produced resources. There will be more information about this as we continue to develop the pages, but we wanted to start sharing it with you all now.

You can access the **resource page** at [Literacyforall.org/LVCA-Resources](https://literacyforall.org/LVCA-Resources).

Username: Tutors

Password: LVCATutor

Please note that the password is case sensitive.

**If you want to access textbook materials online**, you can do so here: <https://www.cambridgeone.org/login>

Username: [Sreid@literacyforall.org](mailto:Sreid@literacyforall.org)

Password: Literacy2024

Ventures 3rd Edition Level 1 | x +

cambridgeone.org/dashboard/teacher/teacher\_f20d30dd6c52be9fa9f33158a8f85c7b/bundle/vent1/view

CAMBRIDGE

## Ventures 3rd Edition Level 1

A1 Adult

Presentation Plus, Digital Workbook, Tests, CASAS Study and Succeed, Teacher Resources, and more.

+ Add to a class

### Learning materials

Expires Jan 28, 2029

- Presentation Plus**  
In-class presentation tool (includes eBooks)
- Teacher Resources**  
Additional worksheets and classroom materials, including audio and video.
- Popular Classroom Worksheets**  
Engage students with Collaborative and Multilevel Worksheets (printable and fillable).
- Digital Workbook**  
Self-graded practice across all devices. Students require a Digital Pack for access.

Vocabulary

Level \_\_

Grammar

Unit:

\_\_\_\_\_

Pronunciation

Reading

Conversation

Notes

Writing

Vocabulary

Level \_\_

Grammar

Lesson:

\_\_\_\_\_

Pronunciation

Reading

Conversation

Notes

Writing

Step 1:  
Preview Unit  
Content & Skills

**Level 1**

Unit 7:  
Shopping

Notes



# Unit 7: Shopping

- Grocery vocab (food, store & prices)

## UNIT 7 SHOPPING

### Lesson A Listening


**1 Before you listen**


**A** Look at the picture. What do you see?


**B** Point to: ■ apples ■ bananas ■ bread ■ cheese ■ cookies ■ milk ■ a cashier ■ a shopping cart ■ a stock clerk


**2 Listen**


**A** Listen. Write the letter of the conversation.


  
1. \_\_\_\_

  
2. \_\_\_\_

  
3. a

  
4. \_\_\_\_

  
5. \_\_\_\_

  
6. \_\_\_\_

**B** Listen again to the conversations. Write the price that you hear.

A. \$ 2.69      C. \$ \_\_\_\_ / lb.      E. \_\_\_\_ ¢ / lb.  
 B. \_\_\_\_ ¢ each      D. \$ \_\_\_\_ / lb.      F. \$ \_\_\_\_

Listen again. Check your answers.

**3 After you listen**

Add the prices of all the items. What is the total?

Sales Receipt		
bananas	3 lb	\$1.98
apples	2 lb	\$2.98
bread	2	\$7.58
cheese	1/2 lb	\$3.50
potatoes	3 lb	\$2.97
milk	2	\$5.38
<b>Total</b>		_____

**USEFUL LANGUAGE**

69¢ / lb. =  
sixty-nine cents a pound

\$1.98 = one ninety-eight  
OR  
one dollar and ninety-eight cents

84 UNIT 7

UNIT 7 85



# Unit 7: Shopping



- Grocery vocab (food, store & prices)
- Count/Non-count nouns
- How much / How many

## Lesson B How many? How much?

### 1 Grammar focus: count / non-count nouns; How many? / How much?

Some things we count: one apple, two apples, three apples . . .  
Some things we don't count: ~~one sugar~~, ~~two sugars~~, ~~three sugars~~ . . .  
Use **How many?** to ask questions about count nouns.  
Use **How much?** to ask questions about non-count nouns.

#### QUESTIONS

**How many apples** do we need?

We need

**one apple, two apples.**

We don't need any.

**How much milk** do we need?

We need

**a lot of milk.**

We don't need any.

#### Count nouns

an apple a cookie an orange  
a banana an egg a peach  
a carrot an onion a pie

#### Non-count nouns

bread juice rice  
cheese meat sugar  
coffee milk water



### 2 Practice

**A** Look at the pictures. Circle only the count nouns.



Listen and repeat.



**B Write.** Look at the pictures on page 86. Complete the chart. Write the food words.

1. <i>carrots</i>	5.	9.
2. <i>water</i>	6.	10.
3.	7.	11.
4.	8.	12.



**C Write.** Complete the questions. Use **many** or **much**.

- How many eggs do we need?
- How much juice do we need?
- How \_\_\_\_\_ milk do we need?
- How \_\_\_\_\_ pies do we need?
- How \_\_\_\_\_ bread do we need?
- How \_\_\_\_\_ potatoes do we need?
- How \_\_\_\_\_ rice do we need?
- How \_\_\_\_\_ meat do we need?

Listen and repeat.



**D Talk** with a partner. Change the **bold** words and make conversations.

- A** We need some **apples**. **A** We need some **milk**.  
**B** How **many** apples do we need? **B** How **much** milk do we need?  
**A** **Two**. **A** **Not much**.

- apples / two
- milk / not much
- bananas / five
- bread / a lot
- oranges / six
- cheese / not much
- eggs / a dozen
- onions / not many

**USEFUL LANGUAGE**  
**How many** do we need?  
You can answer **A few**, **Not many**, or **A lot**.  
**How much** do we need?  
You can answer **A little**, **Not much**, or **A lot**.

### 3 Communicate

**Talk** with a partner. Pretend you are making a fruit salad for four friends. Check (✓) six items. Then make conversations.

How many apples do we need? We need three.

- |                                      |                                       |                                       |
|--------------------------------------|---------------------------------------|---------------------------------------|
| <input type="checkbox"/> apples      | <input type="checkbox"/> cherries     | <input type="checkbox"/> pineapples   |
| <input type="checkbox"/> bananas     | <input type="checkbox"/> orange juice | <input type="checkbox"/> strawberries |
| <input type="checkbox"/> blueberries | <input type="checkbox"/> oranges      | <input type="checkbox"/> sugar        |



# Unit 7: Shopping



- Grocery vocab (food, store & prices)
- Count/Non-count nouns
- How much / How many
- There is / There are

## Lesson C Are there any bananas?

### 1 Grammar focus: There is / There are

Use *There is* with non-count nouns and singular count nouns.  
Use *There are* with plural count nouns.

#### STATEMENTS

<b>There is</b>	a banana	
<b>There are</b>	two bananas	on the table.
<b>There is</b>	bread	

#### QUESTIONS

<b>Is there</b>	a banana	
<b>Are there</b>	any bananas	on the table?
<b>Is there</b>	any bread	

#### ANSWERS

Yes, <b>there</b>	<b>is.</b>	No, <b>there</b>	<b>isn't.</b>
	<b>are.</b>		<b>aren't.</b>
	<b>is.</b>		<b>isn't.</b>



### 2 Practice

**A Write.** Complete the sentences. Use *there is* or *there are*.

- There is* sugar on the table.
- 6 eggs in the refrigerator.
- one apple on the table.
- many peaches in the box.
- bread on the shelf.
- an orange on the table.
- onions in the drawer.
- meat in the refrigerator.



**Listen and repeat.** Then practice with a partner.

**B Write.** Complete the sentences. Use *Is there*, *Are there*, *there is*, *there isn't*, *there are*, or *there aren't*.

- A** *is there* any meat in the refrigerator?  
**B** Yes, *there is*.
- A** any oranges?  
**B** Yes, \_\_\_\_\_.
- A** any cheese?  
**B** No, \_\_\_\_\_.
- A** any sugar?  
**B** No, \_\_\_\_\_.
- A** any milk in the refrigerator?  
**B** Yes, \_\_\_\_\_.
- A** any coffee?  
**B** Yes, \_\_\_\_\_.
- A** any apples?  
**B** No, \_\_\_\_\_.
- A** any cherries?  
**B** Yes, \_\_\_\_\_.

**Listen and repeat.** Then practice with a partner.



**C Write.** Complete the sentences. Use *There is* or *There are*.



**USEFUL LANGUAGE**  
You can count things like loaf, carton, box, bottle, package, can, and bag.  
Use these words with non-count nouns.

- There is* one loaf of bread.
- two cartons of apple juice.
- three boxes of tea.
- four bottles of water.
- one package of ground meat.
- six cans of soda.
- one bag of flour.
- two packages of cheese.

**Listen and repeat.**



**D Talk with a partner.** Look at the picture. Make conversations.



- Is there any rice? Yes, there is a bag of rice on the shelf.
- Is there any soda? No, there isn't.

- rice
- soda
- milk
- coffee
- tea
- cheese
- sugar
- water
- flour
- meat

### 3 Communicate

**Talk with a partner.** Ask and answer these questions.

- What's in your refrigerator?
- What's on your kitchen shelves?



# Unit 7: Shopping



- Grocery vocab (food, store & prices)
- Count/Non-count nouns
- How much / How many
- There is / There are
- Money / payment methods

## Lesson D Reading

### 1 Before you read

**Talk.** Shirley and Dan are shopping. Look at the picture. Answer the questions.

1. Where are they?
2. What are they doing?



### 2 Read

Listen and read.

#### Regular Customers

Shirley and Dan are regular customers at SaveMore Supermarket. They go to SaveMore three or four times a week. The cashiers and stock clerks at SaveMore know them and like them. There are fruit and vegetables, meat and fish, and cookies and cakes in the supermarket. But today, Shirley and Dan are buying apples, bananas, bread, and cheese. There is one problem. The total is \$16.75. They only have a ten-dollar bill, five one-dollar bills, and three quarters!

When you don't understand a word, look for clues. Do you understand *regular customer*? Clue: They go to SaveMore three or four times a week.

### 3 After you read

**A Read** the sentences. Are they correct? Circle Yes or No.

1. This story is about regular customers at a restaurant. Yes ☐ No ☒
2. Shirley and Dan go to SaveMore three or four times a day. Yes ☐ No ☒
3. The cashiers and stock clerks know them. Yes ☐ No ☒
4. Shirley and Dan are buying meat and fish. Yes ☐ No ☒
5. Shirley and Dan have \$16.00. Yes ☐ No ☒

**B Write.** Correct the sentences.

1. *This reading is about regular customers at a supermarket.*

**C Write.** Answer the questions about Shirley and Dan.

1. How much money do Shirley and Dan have? \_\_\_\_\_
2. How many quarters do they have? \_\_\_\_\_
3. How much more money do they need? \_\_\_\_\_

## 4 Picture dictionary Money



**A Write** the words in the Picture dictionary. Then listen and repeat.

a check a dime a nickel a quarter  
a credit card a five-dollar bill a one-dollar bill a ten-dollar bill  
a debit card a half-dollar a penny a twenty-dollar bill

**B Talk** with a partner. Look at the pictures. Change the **bold** words and make conversations.

1. **A** Do you have change for a **dollar**?  
**B** Sure. What do you need?  
**A** I need **four quarters**.  
**B** Here you are.

**USEFUL LANGUAGE**  
You can say:  
a one-dollar bill OR a dollar  
a five-dollar bill OR five dollars  
a ten-dollar bill OR ten dollars



# Unit 7: Shopping



- Grocery vocab (food, store & prices)
- Count/Non-count nouns
- How much / How many
- There is / There are
- Money / payment methods
- Making a Shopping List

## Lesson E Writing

### 1 Before you write

- A Talk** with a partner. Ask and answer questions.
1. When do you go shopping?
  2. What are the names of some supermarkets in your neighborhood?
  3. What do you usually buy at the supermarket?

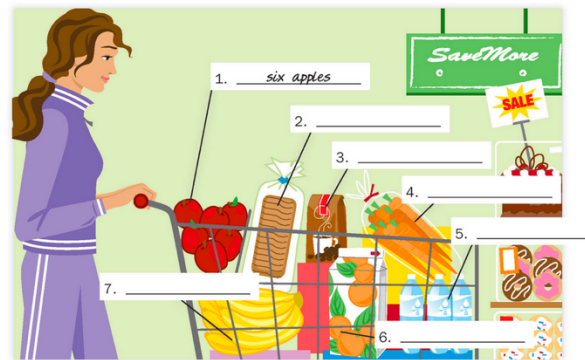
**B Read** the text. Make a shopping list.

**Messages** **Kate** **Details**

Mom – Please stop at SaveMore on your way home. I'm making spaghetti for dinner. There is cheese in the refrigerator. There are two peppers next to the stove, but there aren't any onions. Please get two. I also need four carrots, six tomatoes, a carton of milk, and a package of ground meat. Thanks.

Going shopping:  
2 onions

**C Write.** Look at the picture. What is she buying? Write the words.



**D Write.** Correct the text. Add commas.

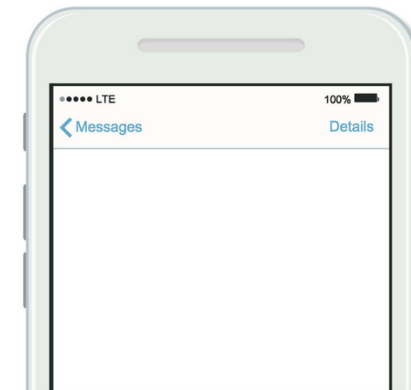
**Messages** **Iris** **Details**

Hi Roberto – I'm making dinner tonight, but I need a few more groceries. I need a package of meat an onion a green pepper three tomatoes and a bag of rice. I also need a carton of milk two bottles of apple juice six cans of soda and a carton of orange juice. Oh, and one more thing – a dozen eggs. Thanks. See you tonight.

Put a comma (,) after each item when there is a list of three or more items.  
Please buy five oranges, two apples, and a peach.

### 2 Write

Write a text asking someone to go shopping for you.



### 3 After you write

- A Read** your text to a partner.
- B Check** your partner's text.
- What food does your partner need?
  - Are the commas correct?

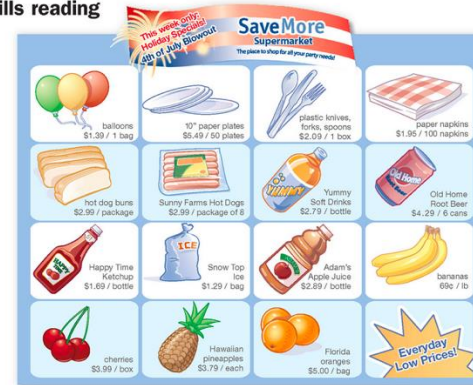
# Unit 7: Shopping



- Grocery vocab (food, store & prices)
- Count/Non-count nouns
- How much / How many
- There is / There are
- Money / payment methods
- Making a Shopping List
- Reading Grocery Ads

## Lesson F Another view

### 1 Life-skills reading



**A** Read the questions. Look at the ad. Fill in the answer.

- What's the name of the store?  
☐ A SaveMore Supermarket  
☐ B Everyday Low Prices  
☐ C This week only  
☐ D 4th of July Blowout
- How much are 50 paper plates?  
☐ A 10¢  
☐ B \$2.09  
☐ C \$5.49  
☐ D \$5.94
- How much are three bags of oranges?  
☐ A \$1.00  
☐ B \$5.00  
☐ C \$10.00  
☐ D \$15.00
- How much are six cans of root beer and a bag of ice?  
☐ A \$1.29  
☐ B \$5.58  
☐ C \$4.29  
☐ D \$8.48

**B** Solve the problem. Which solution is best? Circle your opinion.

Mary buys oranges, cherries, and bananas at SaveMore Supermarket. The total is \$9.75. She gives the clerk a twenty-dollar bill. At home, Mary looks in her wallet. There is only a five-dollar bill and a quarter. What should she do?

- Nothing.
- Go back to the store.
- Count her money again.
- Other: \_\_\_\_\_

### 2 Grammar connections: *some* and *any*

Use *some* with positive statements. Use *any* with negative statements. (not any)

<i>some</i>	<i>any</i>
We need <b>some</b> bread.	We don't need <b>any</b> bread.
We want <b>some</b> apples.	We don't want <b>any</b> apples.



**A** Talk with a partner. Look at the list and the picture. Ask and answer. Take turns.

- |  |   |
|--|---|
| <p><b>A</b> Do we need bread?</p> <p><b>B</b> Yes, we do. We don't have any bread.</p> | <p><b>A</b> Do we need apples?</p> <p><b>B</b> No, we don't. We have some apples.</p> |
|--|---|

Shopping List:

bread	coffee
<del>apples</del>	juice
bananas	sugar
tomatoes	rice
onions	cookies



**B** Work in a group. Plan a party for 15 people. Use the ad on page 94. You have \$35.

- Do we need balloons?
- Yes! We want some balloons. How about 2 bags?
- OK. That's \$2.78. What about soft drinks?
- No. Let's not have any soft drinks. How about some apple juice?

Item	Number	Cost
Balloons	2 bags	\$2.78
Total:		

## Step 2: Initial Ideas for the Unit

ulary

ation

Conversation

### Level 1

#### Unit 7: Shopping

- Grocery vocab (food, store & prices)
- Count/Non-count nouns
- How much / How many
- There is / There are
- Money / payment methods
- Making a Shopping List
- Reading Grocery Ads

#### Notes

Bring in real things:

- a receipt
- a recipe
- food 😊

Grammar

Reading

- Kroger website - go to "weekly ads"

Writing

- Experience Story



# Step 3: Preview the Lesson

see?  
bread ■ cheese ■ cookies  
cart ■ a stock clerk



## UNIT GOALS

Identify food items Make a shopping list  
Interpret information in a supermarket ad

## 2 Listen

A Listen. Write the letter of the conversation.



1. \_\_\_\_



2. \_\_\_\_



3. a



4. \_\_\_\_



5. \_\_\_\_



6. \_\_\_\_



CD2, Track 13

B Listen again to the conversations. Write the price that you hear.

A. \$ 2.69

C. \$ \_\_\_\_\_ / lb.

E. \_\_\_\_\_ ¢ / lb.

B. \_\_\_\_\_ ¢ each

D. \$ \_\_\_\_\_ / lb.

F. \$ \_\_\_\_\_



CD2, Track 13

Listen again. Check your answers.

## 3 After you listen

Add the prices of all the items. What is the total?

Sales Receipt		
bananas	3 lb	\$1.98
apples	2 lb	\$2.98
bread	2	\$7.58
cheese	1/2 lb	\$3.50
potatoes	3 lb	\$2.97
milk	2	\$5.38
Total		_____

### USEFUL LANGUAGE

69¢ / lb. =  
sixty-nine cents a pound

\$1.98 = one ninety-eight  
OR  
one dollar and ninety-eight cents



# Step 3: Preview the Lesson & Publisher Extras

Vocabulary

Information

Conversation

## Level 1

### Lesson A

- Food Vocab: apples, bananas, bread, cheese, cookies, milk
- Store vocab: cashier, store clerk, shopping cart
- How we say prices / write prices
- How we say and write "per pound"
- Sales receipt

### Notes

- Other vocab? Foods she likes to buy, store employee, check out, shopping bags ("paper or plastic", reuseable)
- Should we talk about the 5¢ bag tax?

Grammar

Reading

Writing

Read along  
with  
conversation  
scripts in back  
of book

Vocabulary

## Level 1

Grammar

### Lesson A

- Food Vocab: apples, bananas, bread, cheese, cookies, milk
- Store vocab: cashier, store clerk, shopping cart
- How we say prices / write prices
- How we say and write "per pound"
- Sales receipt


Pronunciation

Reading

Conversation

Writing

Step 4:  
Explore  
Expansion  
Resources



# LITERACY VOLUNTEERS

## CHARLOTTESVILLE / ALBEMARLE

233 4th Street NW, Box L  
Charlottesville, VA 22903  
[Map & Directions](#)  
434.977.3838  
[info@literacyforall.org](mailto:info@literacyforall.org)

[HOME](#) [ABOUT](#) [CALENDAR](#) [TUTORS](#) [STUDENTS](#) [WORDPLAY](#) [CITIZENSHIP](#) [NEW CITIZENS](#) [DONATE](#)

## RESOURCES FOR TUTORS

There are countless websites and books that you can turn to for tutoring help. We've compiled several on the following pages. Please let us know if you have trouble accessing any of the resources or if you find something you'd like us to add. We also have wonderful resources available in our library.

### Resource Topics:

*You may discover some resources in multiple locations if they cover different topics.*

- [Basic Literacy](#)
- [Citizenship](#)
- [Grammar](#)
- [Lesson Planning](#)
- [Pronunciation](#)
- [Reading & Writing](#)
- [Standards](#)
- [Ventures Resources](#)
- [Vocabulary](#)
- [Workshop Materials](#)



### Support Our Conversation Classes

Encourage your students to join a conversation group for extra English practice!

Our intermediate-level conversation groups are held on Zoom at the times listed below. Students can [email](#) or text (833-759-0380) staff for the link to join.

- Mondays, 10:30–11:30 a.m.
- Wednesdays, 6:00–7:00 p.m.

Our basic-level conversation groups are in-person in our classroom, room J125 and are at the times listed below.

- Mondays, 6:00–7:00 p.m.
- Wednesdays, 10:30–11:30 a.m.





- Talk of the Block





- Veggie Vocab Kit (V)
- Veggie Flashcards (V)
- OPD Picture Dictionary (V/R)
- English for Every Day Activities (C)





- Lien Buys Food (R)
- LBF Sentence Strips (R&W)



- Letter/Picture Cards (Picture Sorting) (P)






- Money Flash Cards (C)







# With Level-Alike Pair/Trio/Quad:



- Step 1: Unit Content & Skills Preview – I did this for you! 😊
- Step 2: Jot down any initial ideas for the Unit
- Step 3: Preview a lesson & publisher extras for that lesson
- Step 4: Explore Expansion Resources
  - Online
  - In the Library
- Step 5: Brainstorm and Share ideas!

Please fill out the Sharing Sheet!