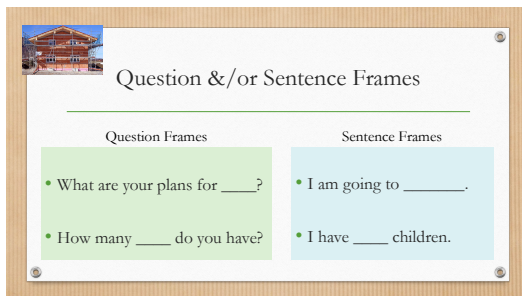


Teaching Conversation

Conversation Skills:

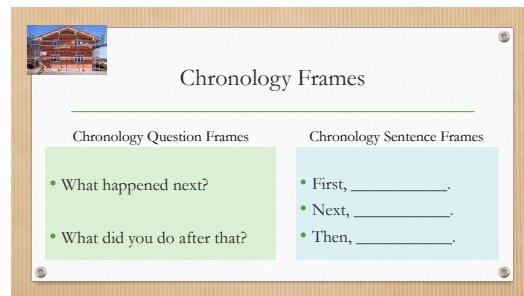
- Making exclamations
- Asking follow up questions
- Introducing a topic
- Confirming your own understanding and asking for clarification
- Repeating /Rephrasing what the other person said
- Making polite corrections if the person misunderstands you
- Initiating Small Talk
- Using sequence / time cues
- Using body language

Strategies & Scaffolds:



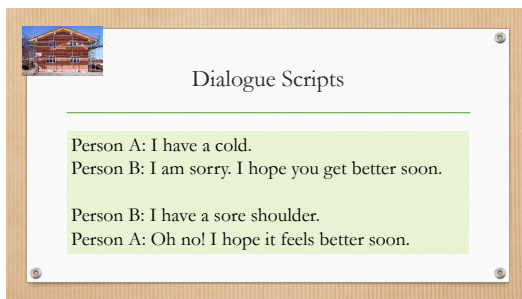
Question &/or Sentence Frames

Question Frames	Sentence Frames
• What are your plans for ____?	• I am going to _____.
• How many ____ do you have?	• I have ____ children.



Chronology Frames

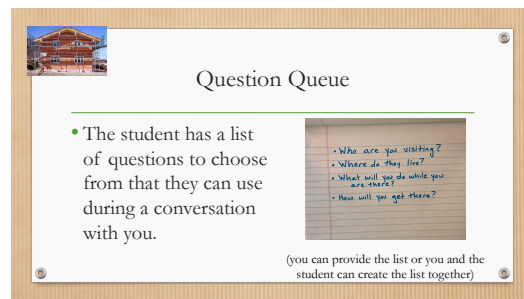
Chronology Question Frames	Chronology Sentence Frames
• What happened next?	• First, _____.
• What did you do after that?	• Next, _____.
	• Then, _____.



Dialogue Scripts

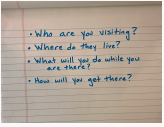
Person A: I have a cold.
 Person B: I am sorry. I hope you get better soon.

Person B: I have a sore shoulder.
 Person A: Oh no! I hope it feels better soon.



Question Queue

- The student has a list of questions to choose from that they can use during a conversation with you.

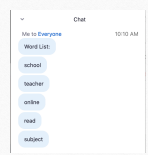


*• Who are you visiting?
 • Where do they live?
 • What will you do while you are there?
 • How will you get there?*

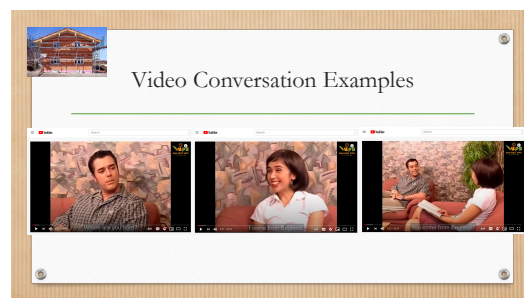
(you can provide the list or you and the student can create the list together)



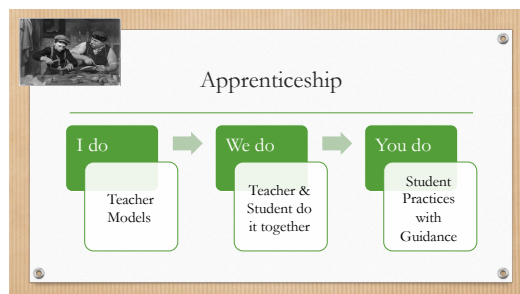
Word List



- You agree on a list of 5 words related to a particular topic.
- Each of you has to use those 5 words during a conversation together.



Video Conversation Examples

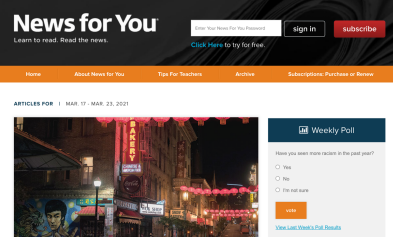
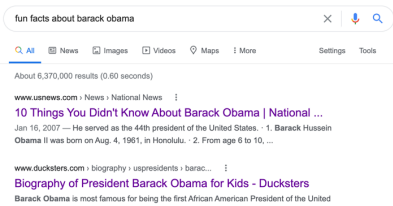

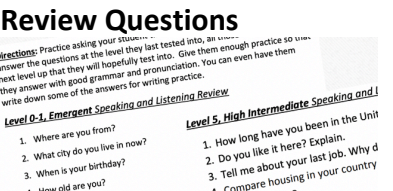
Apprenticeship

```

  graph LR
    A["I do  
Teacher Models"] --> B["We do  
Teacher & Student do it together"]
    B --> C["You do  
Student Practices with Guidance"]
  
```

Teaching Conversation

Activities to get students talking:

<p>Photo Prompt</p> 	<ul style="list-style-type: none"> • Student shares a photo from their week • Tutor shares a photo from their week • Current events photo • Topic-specific photo (nature, food, school, etc.)
<p>Reading Prompt</p> 	<ul style="list-style-type: none"> • News For You: https://www.newsforyouonline.com/ (get our LVCA account sign in from Maureen) • Voice of America: https://learningenglish.voanews.com/ • See the reading resources page on our website for additional options
<p>Role Play</p> 	<p>You can role play various formal and information conversation scenarios such as:</p> <ul style="list-style-type: none"> • Informal conversations with co-workers • Work-related conversations with supervisors • School-related conversations with children's teachers • Conversations with Doctor and/or Doctor's Office
<p>Famous Facts</p> 	<p>You and your student each gets a list of facts about a famous person or event (ideally, pick a logical pair and things of interest to your student)</p> <p>You have to learn about each other's topic by asking & answering questions about them.</p>
<p>Small Talk Topic of the Week</p> 	<p>Your student can choose a small talk topic to practice chatting about each week, such as:</p> <ul style="list-style-type: none"> • Holidays • Hometown • Hobbies • Food • Sports • Entertainment • Family • Weather
<p>Speaking & Listening Test Review Questions</p> 	<p>Use the speaking & listening test review questions on our tutor resources page as question prompts for conversations with your student.</p>