

Vocabulary for Healthcare Certification
Adapted from AMERICAN Red Cross First Aid Course/
Patricia B Graham MSN, PH.D

pbg13@comcast.net Text:706 832 0026

On line link to course:

<https://www.redcrosslearning.com/course/301040f0-c611-11e6-981d-bb8e5751112f>



**American
Red Cross**

CHECK/CALL/CARE/VOCABULARY

- EMS: EMERGENCY MEDICAL SERVICES, 911, EMTS
- BARRIER
- GOOD SAMARITAN LAW, VIRGINIA
- HAZARDS
- EFFECTIVENESS
- CONSENT, EXPRESSED/IMPLIED
- SIGNS
- SYMPTOMS
- ALLERGIES
- RESPONSIVENESS

CHECK/CALL/CARE/INTERVIEW: S.A.M.P.L.E.

- S SYMPTOM
- A ALLERGY
- M MEDICATIONS
- P PREVIOUS MEDICAL CONDITION
- L LAST FOOD AND DRINK
- E EVENT

SEIZURES

- FEBRILE SEIZURES: CALL 911 FOR FIRST SEIZURE
 - FEBRILE CONVULSIONS/SEIZURES
 - EPILEPSY/EPILEPTIC
 - TEMPERATURE NORMALS: 98.6 F, 37. C
 - NORMAL RANGE: 97-99 F, 36.1-37.2
-
- NUMB, TINGLY
 - CONSENT IMPLIED



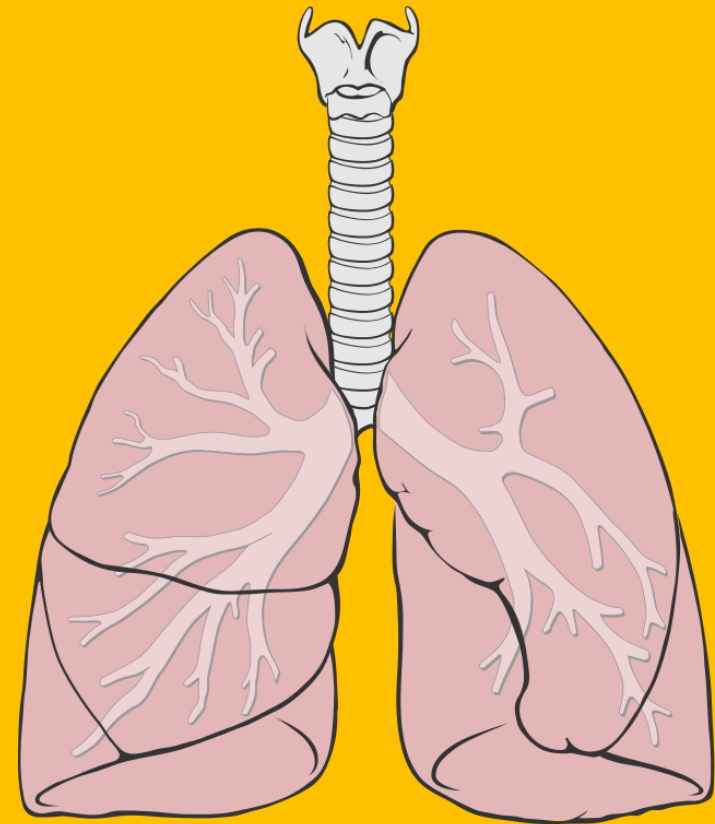


HEAT RELATED ENVIRONMENTAL EMERGENCIES

- HEAT CRAMPS:
 - The earliest symptoms of a heat related illness. Symptoms include profuse sweating with involuntary spasms of the large muscles.
- HEAT EXHAUSTION:
 - Condition whose symptoms may include heavy sweating and a rapid pulse, a result of your body overheating.
- HEAT STROKE:
 - condition marked by high fever and possibly unconsciousness, caused by failure of the body's temperature regulating mechanism when exposed to excessively high temperatures.
 -

BREATHING EMERGENCIES

- ANAPHYLAXIS
- EPINEPHRINE/ADRENALIN
- BENADRYL
- O₂/OXYGEN
- AUTO-INJECTOR
- INHALER



EXTERNAL BLEEDING

- OPEN WOUND: ABRASIONS
- LACERATIONS
- AVULSION: SKIN IS TORN
- FROM THE BODY
- PUNCTURES

- CLOSED WOUND: SKIN SURFACE IS NOT BROKEN
- EX: BRUISE

- NOSEBLEED

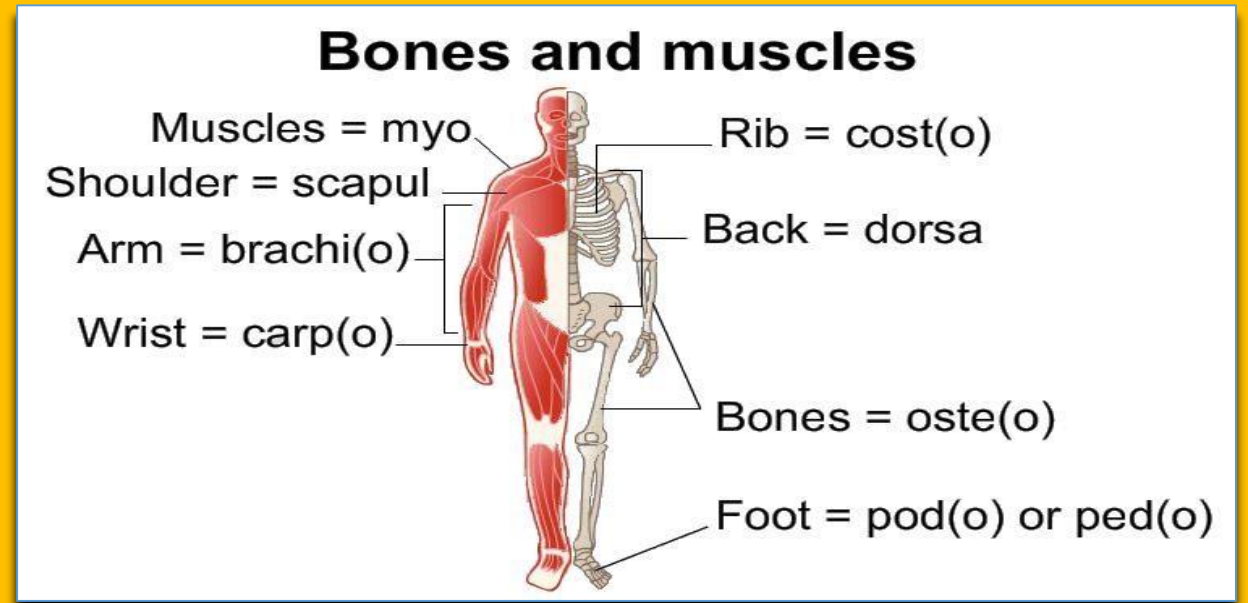
- BIO-HAZARD



MUSCLE, BONE, JOINT INJURIES

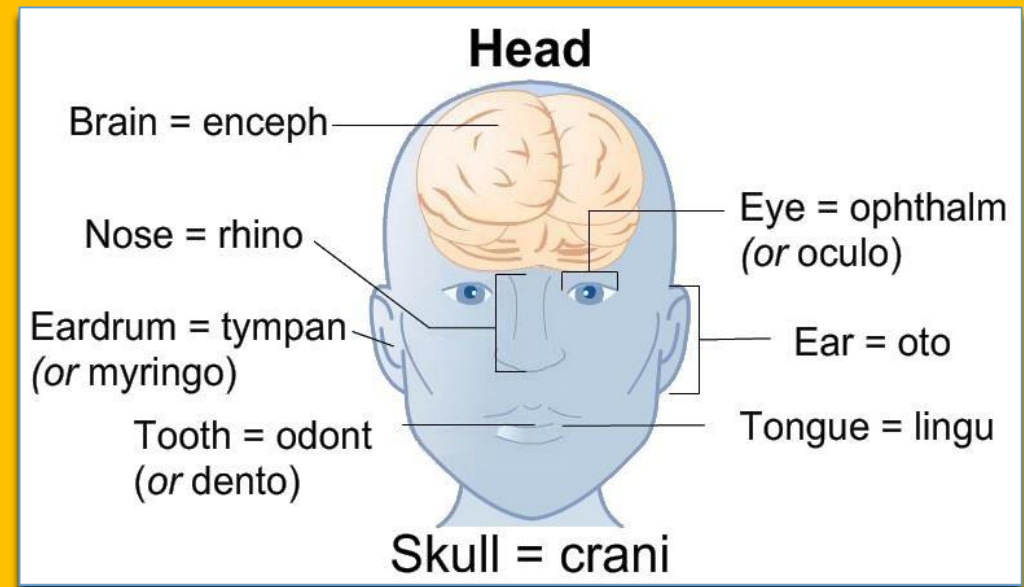
- FRACTURES
- DISLOCATIONS
- STRAINS
- SPRAINS

- R.I.C.E.
- REST
- IMMOBILIZE
- COLD
- ELEVATE



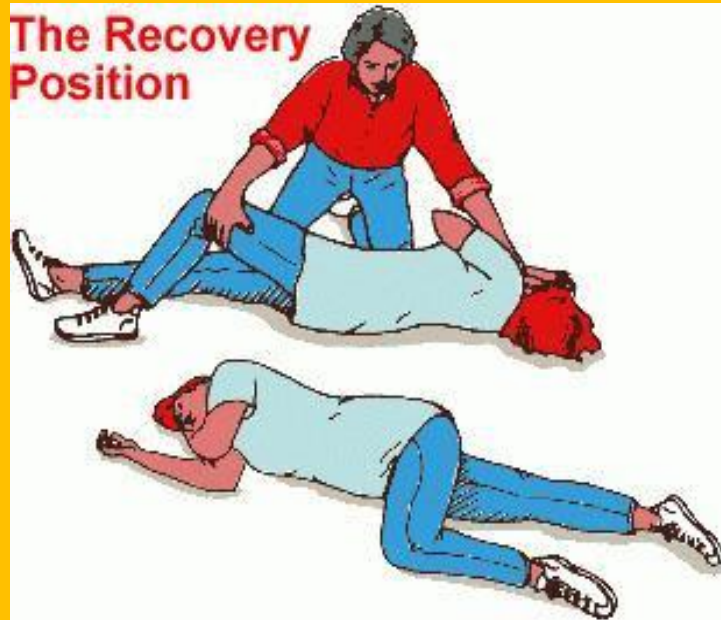
HEAD, NECK, SPINE INJURIES

- CONCUSSION: TRAUMATIC BRAIN INJURY:
- HEAD AND BRAIN SHAKE BACK AND FORTH:
- PARALYSIS: LOSS OF THE ABILITY TO MOVE



FEVER, FEBRILE SEIZURES/CONVULSIONS

- SEE SLIDE ON SEIZURES AND HEAT RELATED EMERGENCIES
- IF THIS IS A CHILD'S FIRST SEIZURE, CALL 911



STROKE

- (MAY ALSO BE CALLED CVA
CARDIOVASCULAR ACCIDENT,
BRAIN ATTACK)
- APPLY ACRONYM: F.A.S.T
- FACE DROOPING
- ARM ; WEAKNESS
- SIMPLE SENTENCE SAID WITHOUT
SLURRING
- TIME TO CALL 911 (IF 1 OR MORE
SIGNS)

**Stroke –
there's treatment if you act FAST.**



[This Photo](#) by Unknown Author is licensed under [CC BY-SA-NC](#)

DIABETES/DIABETIC

- HYPOGLYCEMIC
- HYPERGLYCEMIC
- GLUCOSE TABLETS
- INSULIN: HORMONE PRODUCED BY THE PANCREAS, REGULATES GLUCOSE METABOLISM. THERE ARE ANIMAL AND SYNTHETIC FORMS.
- BLOOD GLUCOSE LEVELS





COLD RELATED INJURIES

- HYPOTHERMIA
- FROSTBITE



[This Photo](#) by Unknown Author is licensed under [CC BY](#)

BURNS

- SUPERFICIAL: First Degree
- PARTIAL THICKNESS 2nd Deg.
- FULL THICKNESS: 3rd Deg.
- CHEMICAL
- ELECTRICAL

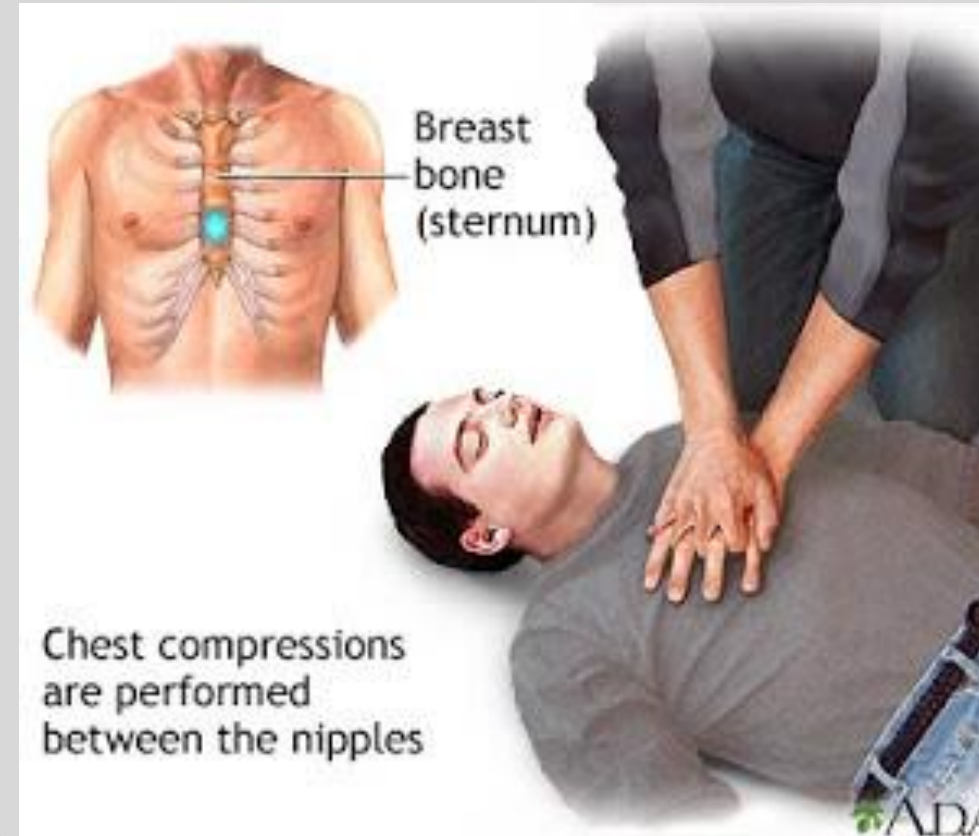
SEVERE EXTERNAL BLEEDING

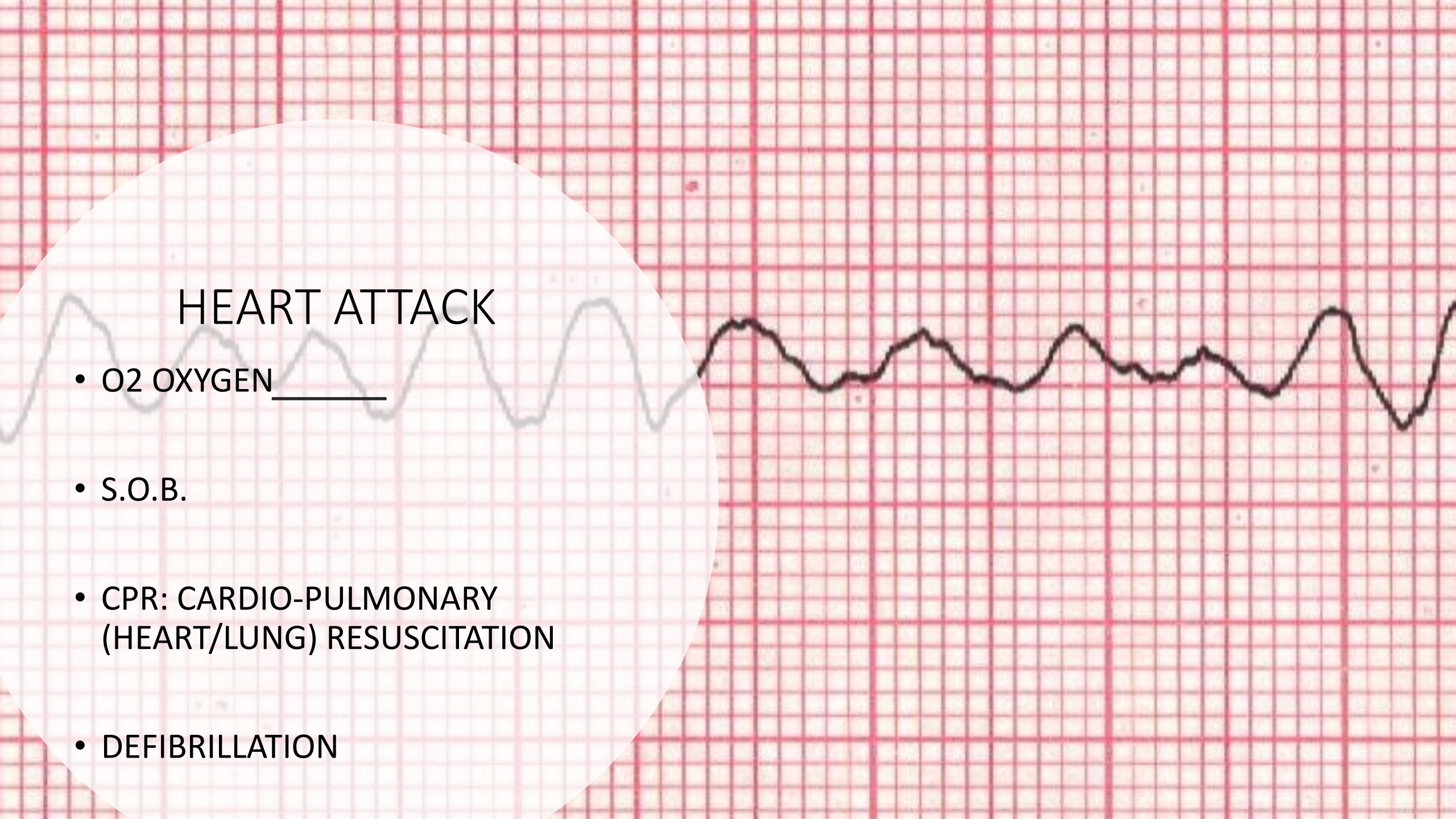
- TOURNIQUET
- HEMOSTATIC DRESSING (STOP THE BLEEDING)
- SHOCK
- LIMB
- VITAL SIGNS



UNRESPONSIVE ADULT

- CHOKING
- BACK BLOWS
- ABDOMINAL THRUSTS



The background of the image is a standard ECG grid with red lines. A white circle is overlaid on the left side of the grid. Inside the circle, the text 'HEART ATTACK' is written in a large, bold, black font. Below this title is a bulleted list of four items: 'O2 OXYGEN', 'S.O.B.', 'CPR: CARDIO-PULMONARY (HEART/LUNG) RESUSCITATION', and 'DEFIBRILLATION'. The text 'O2 OXYGEN' has a horizontal line underneath it. To the right of the white circle, a black ECG waveform is visible, showing several cardiac cycles with distinct P waves, QRS complexes, and T waves.

HEART ATTACK

- O2 OXYGEN _____
- S.O.B.
- CPR: CARDIO-PULMONARY
(HEART/LUNG) RESUSCITATION
- DEFIBRILLATION

AED: AUTOMATED EXTERNAL DEFIBRILLATOR

- STOPS FIBRILLATION
- RESTORES NORMAL SINUS RHYTHM

