



LITERACY VOLUNTEERS

OF CHARLOTTESVILLE/ALBEMARLE

FY 19 IMPACT REPORT

July 1, 2018 through June 30, 2019

Numbers at a Glance

- ◆ Total number of students: **459**
- ◆ Total number of tutors: **417**
- ◆ Type of instruction provided:
Basic Literacy **6%**
ESOL **94%**
- ◆ Number of volunteer hours: **31,625**
- ◆ Total economic value of volunteered hours: **\$869,687**
- ◆ Annual Budget: **\$413,915**

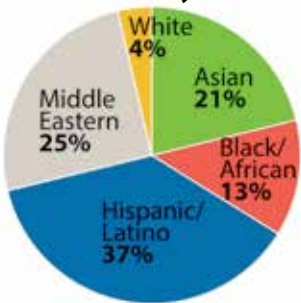
Literacy Volunteers of Charlottesville/Albemarle addresses low literacy and under-education among adults in our region through free, individualized reading, writing, and English language instruction. Our mission is to help individuals become better workers, consumers, neighbors, citizens, and parents through one-to-one tutoring. You can contribute to this work at www.literacyforall.org/donate.



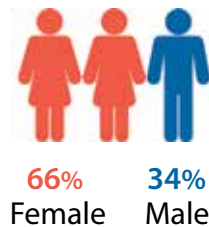
Bethy & Mary

Student Demographics

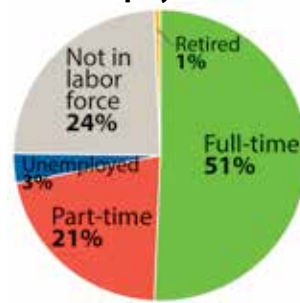
Ethnicity



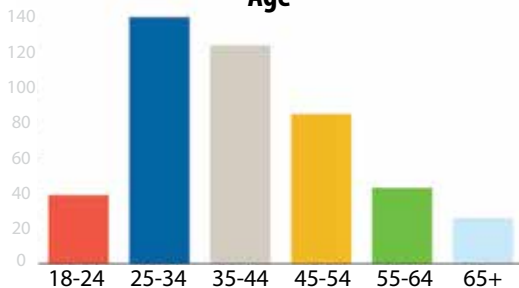
Gender



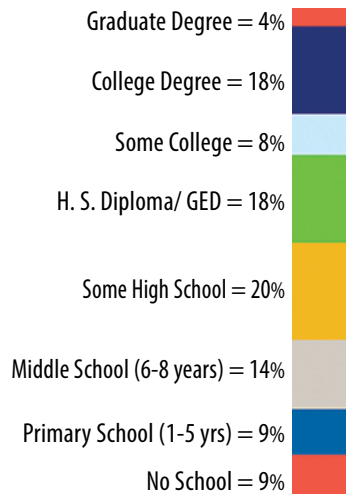
Employment



Age

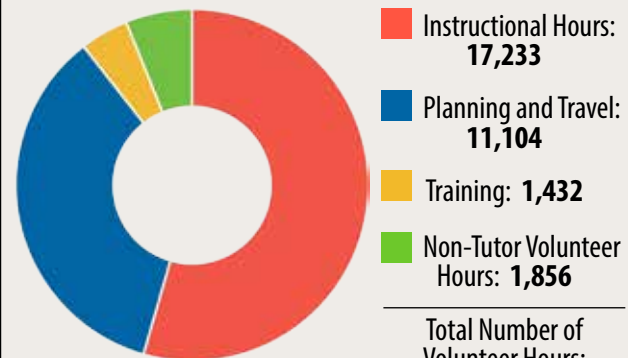


Education Level Upon Entering Program



Volunteer Data

How Volunteer Time is Spent



Total Number of Volunteers = **480**

Total Number of Volunteer Hours: **31,625**

"Today, after five years, most of my challenges have been overcome. I can speak, read, and write English. I have plenty of good, kind friends. I have freedom, and more possibilities to develop than in Russia."

—ALEX, STUDENT



2019 Finances



Foundation & Trust Grants	\$117,806
Virginia Dept. of Education	\$117,279
Individual & Business Gifts	\$71,668
Local Governments	\$67,757
Wordplay (cash + in-kind)	\$35,600
Program Fees & Other	\$3,805
Total Income	\$413,915



Salaries	\$213,209
Occupancy (Rent)	\$49,415
Health Insurance & Benefits	\$33,964
Special Events	\$19,591
Books, Supplies, & Equipment	\$29,068
Payroll Taxes	\$16,615
Misc. Operational Costs	\$14,764
Printing & Copying	\$7,762
Accounting & Professional Fees	\$7,473
Internet, Telephone & Postage	\$5,971
Total Expenses	\$397,832

LVCA held the 4th Annual Tutor Retreat in July. This event provided professional development and networking for tutors and other adult educators in our community. We were grateful to have tutors like Menna Youssef (pictured right) share expertise and insight with the group.



Record Year for Citizenship Program

Twenty-seven LVCA students became U.S. citizens during fiscal year 2019. LVCA primarily uses the one-to-one teaching model, but due to the heavy demand for citizenship instruction, we provided small-group classes to 60 students. An additional 35 students achieved citizenship skills working with a tutor, bringing our total number of citizenship students to 95 in fiscal year 2019.



Student Outcomes and Achievements



- 64** Entered employment or got a better job
- 70** Improved employability skills
- 96** Entered other education and/or training
- 86** Made an educational level gain
- 178** Met a work-based goal
- 8** Registered to vote/voted for the first time
- 14** Obtained a driver's license
- 43** Increased involvement in community activities
- 78** Increased involvement in children's education
- 72** Attained consumer skills
- 76** Met a wellness or health goal

"I remember my first day here in Charlottesville, U.S. It was confusing because the language is English and I only knew a little bit... I looked for a place to learn and I found LVCA. Thank you so much to everyone at LVCA. Now, my English is much better. I have more friends and my life is better. Thank you." —JUAN CARLOS, STUDENT