

# Teaching Conversation Skills

**November, 12 2024**

with Catherine



*Changing lives, one word at a time.*

# Questions we will explore



- How can we help our students improve their ability to converse in English by explicitly teaching specific conversational skills?
- What activities can we do to help our students build their confidence and capacity to engage in conversations in English in the real world?

# Agenda



- How can we help our students improve their conversational skills by explicitly teaching specific conversation skills?
  1. Parts of a conversation
  2. Words and phrases we use in different parts
  3. Strategies to explicitly teach & practice them

# Agenda



- What activities can we do to help our students build their confidence and capacity to engage in conversations in English in the real world?

## 4. Activities to get our students talking



# 1. Parts of a conversation

**Teaching Conversation Skills More Effectively**

[https://koreatesol.org/sites/default/files/pdf\\_publications/KTJ1-1998web.pdf](https://koreatesol.org/sites/default/files/pdf_publications/KTJ1-1998web.pdf)

# Parts of a conversation



**Opening**

**Middle**

**Closing**



2. Words and phrases we use  
in different parts

# Parts of a conversation



## Opening

Hi! How are you?

## Middle

## Closing

It was nice to see you!



# Parts of a conversation

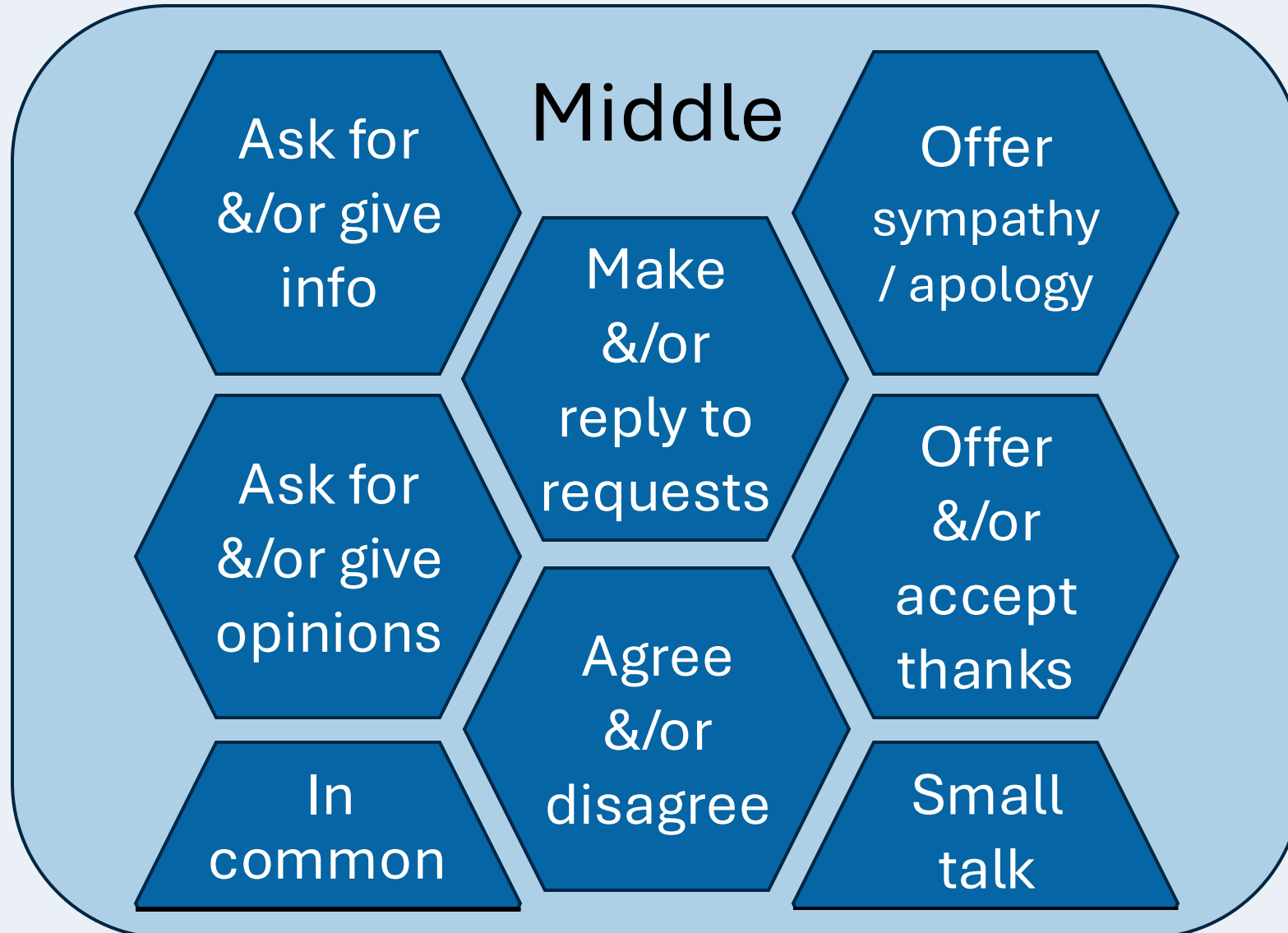


Opening

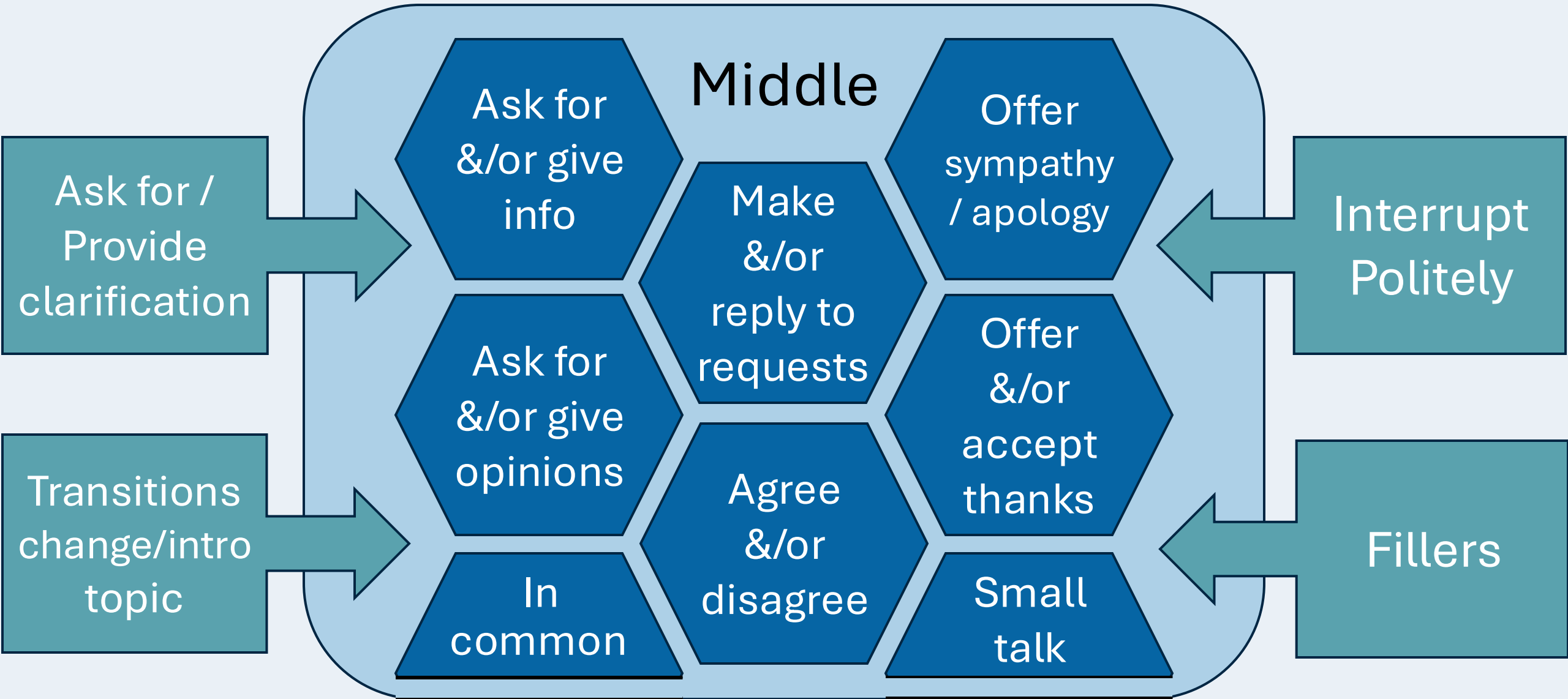
Middle

Closing

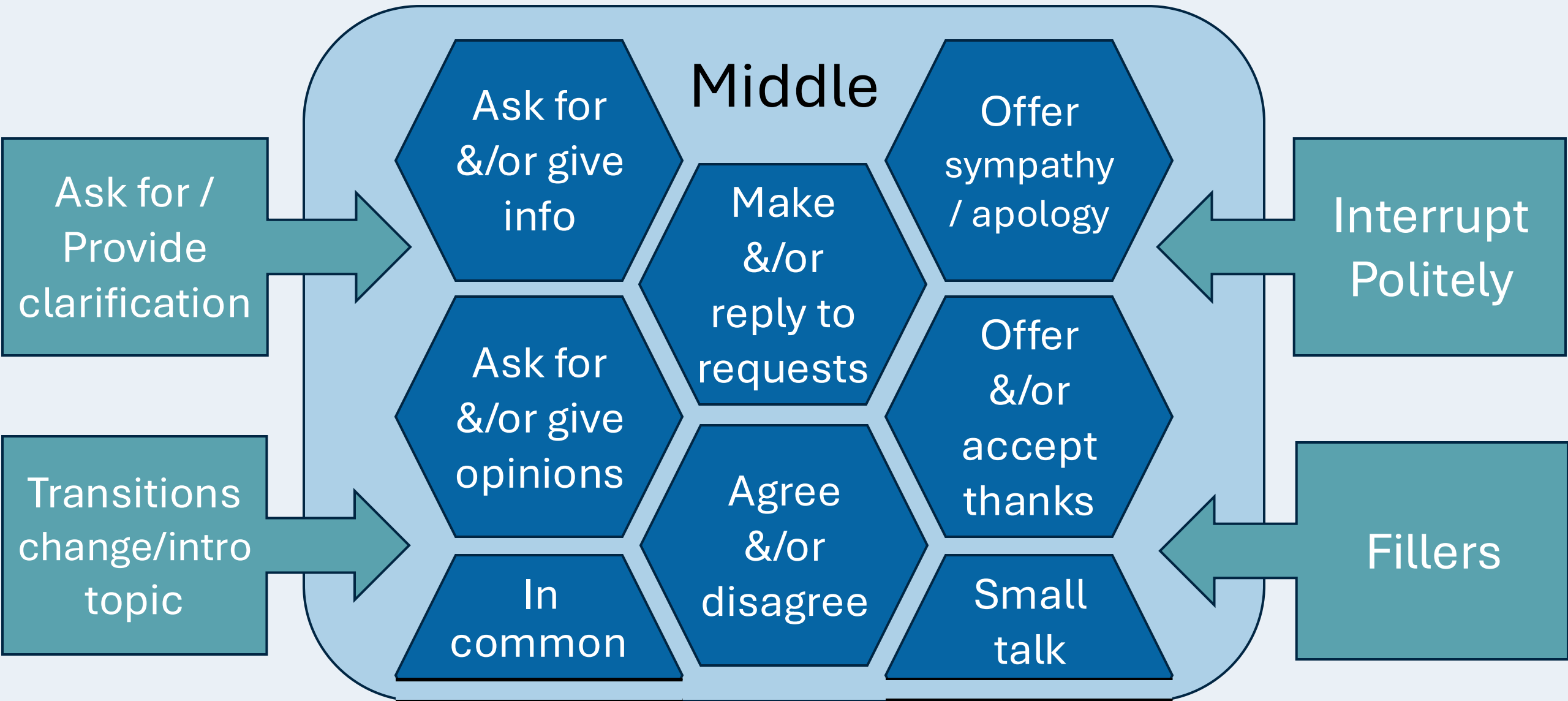
# Content of a conversation



# Content of a conversation



# What words & phrases would someone use?





### 3. Strategies to explicitly teach & practice them

# Apprenticeship



# Apprenticeship



I do

Teacher  
Models

We do

Teacher &  
Student do  
it together

You do

Student  
Practices  
with  
Guidance




Ask for  
info



Tutor

## Chronology Questions

- What did you do next?
- What happened then?

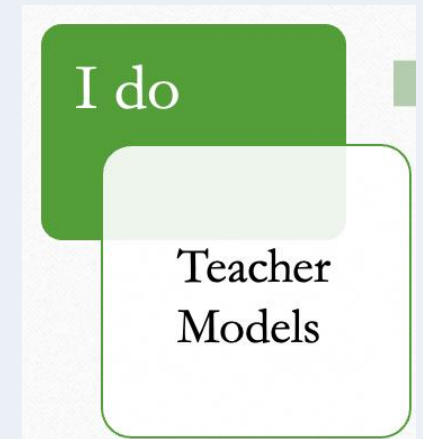


Student





- What did you do next?
- What happened then?





- What did you do next?
- What happened then?



We do  
Teacher &  
Student do  
it together



- What did you do next?
- What happened then?



You do

Student  
Practices  
with  
Guidance



In  
common



Tutor

Do you like \_\_\_\_\_?

Me too!



Student



In  
common



Do you like  
\_\_\_\_\_?

Yes!

Me too!



I do

Teacher  
Models





In  
common



Do you like  
\_\_\_\_\_?

Yes!

Me too!



We do

Teacher &  
Student do  
it together



In  
common



Do you like  
\_\_\_\_\_?

Yes!

Me too!



You do

Student  
Practices  
with  
Guidance

# Apprenticeship



I do

Teacher  
Models

We do

Teacher &  
Student do  
it together

You do

Student  
Practices  
with  
Guidance



# Scaffolding



# Dialogue Frames



In  
common

Person 1: Do you like \_\_\_\_\_?

Person 2: Yes!

Person 1: Me too!

Person 2: No

Person 1: I do.



# Dialogue Frames

In  
common



Do you like \_\_\_\_\_?

Yes!

Me too!

Do you like \_\_\_\_\_?

No

I do

# Dialogue Scripts



Offer  
&/or  
accept  
sympathy

Person A: I have a cold.

Person B: I am sorry. I hope you feel better soon.

Person B: I have a sore shoulder.

Person A: Oh no! I hope it feels better soon.

# Dialogue Frames



Offer  
&/or  
accept  
sympathy

Person A: I have a cold.

Person B: \_\_\_\_\_ I hope you feel better soon.

Person B: I have a sore shoulder.

Person A: \_\_\_\_\_ I hope it feels better soon.

Phrase Bank

Oh no!

I'm sorry.

# Dialogue Frames



Offer  
&/or  
accept  
sympathy

Person A: I have a cold.

Person B: \_\_\_\_\_. I hope you \_\_\_\_\_ better soon.

Person B: I have a sore shoulder.

Person A: \_\_\_\_\_! I hope it \_\_\_\_\_ better soon.



# Dialogue Frame

Ask for  
&/or give  
info

heat  
hot water  
smoke alarm  
air conditioner  
toilet



Hello?

**Hi. My name is \_\_\_\_\_.**



What's the problem?

**My \_\_\_\_\_ is not working.**



I will come tomorrow.

**Thank you. Goodbye.**



# Chronology Frames



- First, \_\_\_\_\_.
- Next, \_\_\_\_\_.
- Then, \_\_\_\_\_.
- After that, \_\_\_\_\_.

Ask for  
&/or give  
info





# Chronology Frames



Ask for  
&/or give  
info

- What happened \_\_\_\_\_?
- What did you do \_\_\_\_\_?



# Chronology Frames



Ask for  
&/or give  
info

- First, \_\_\_\_\_.
- Next, \_\_\_\_\_.
- Then, \_\_\_\_\_.
- After that, \_\_\_\_\_.

- What happened \_\_\_\_\_?
- What did you do \_\_\_\_\_?

# Dialogue Scripts and Frames



**3 to 4**  
exchanges

**5 to 6**  
exchanges

# Question / Answer Matching Pairs



Ask for  
&/or give  
info

What is your name?	Why do you feel _____?
When do you go to sleep?	When do you start class?
Where do you live?	Where are you from?
What is this?	How old are you?
Who is that?	Who is this?
Why are you learning English?	How many _____ do you have?

My name is _____.	I feel _____ because...
I go to sleep at _____.	I start class at _____.
I live in _____. I live at _____.	I am from _____.
This is a _____. This is an _____.	I am _____ years old.
That is _____.	This is _____.
I am learning English because...	I have _____.



# Visual Cues

Ask for  
info



Who \_\_\_\_?



Where \_\_\_\_?



When \_\_\_\_?



# Visual Cues

## Closing



Nice to see you!

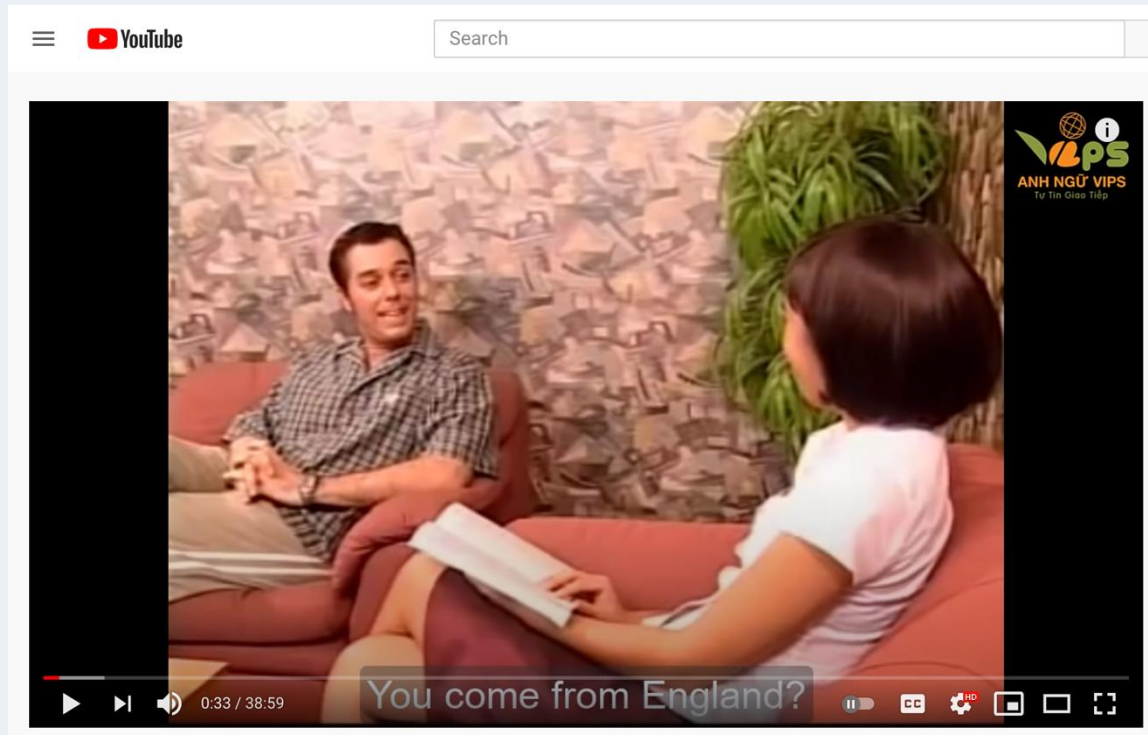


Nice to talk with  
you!



I have to get home.  
Goodbye!

# Video Conversation Examples



<https://eduteach.es/videos/english-course/english-conversation-1.html>



<https://www.youtube.com/watch?v=8BqjsVEH7kE>



## 4. Activities to get students talking



# Teaching Conversation



# Teaching Conversation and...



**Pronunciation**

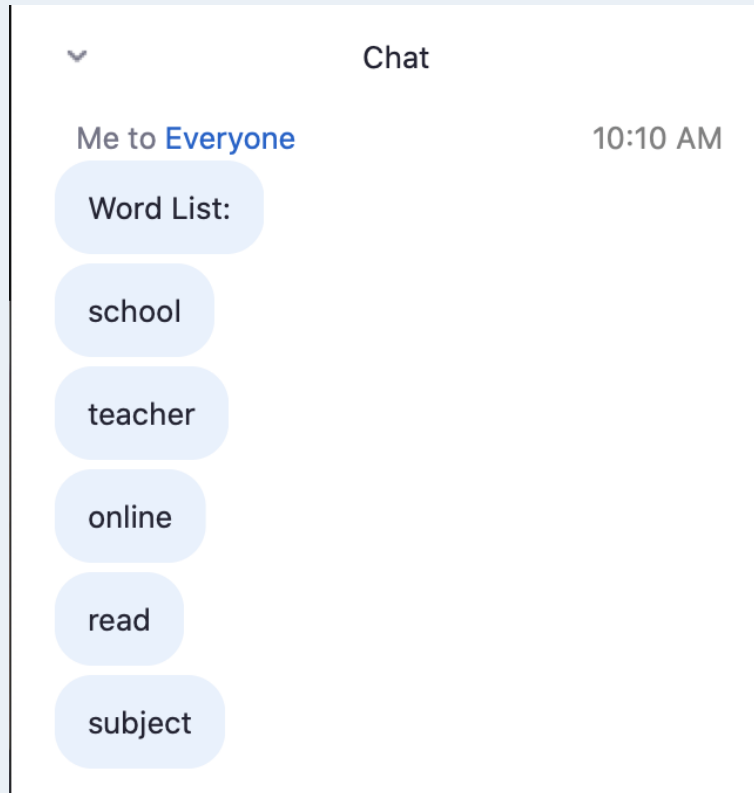
**Grammar**

**Vocabulary**

**Formal / Informal**

**Confidence**

# Word List

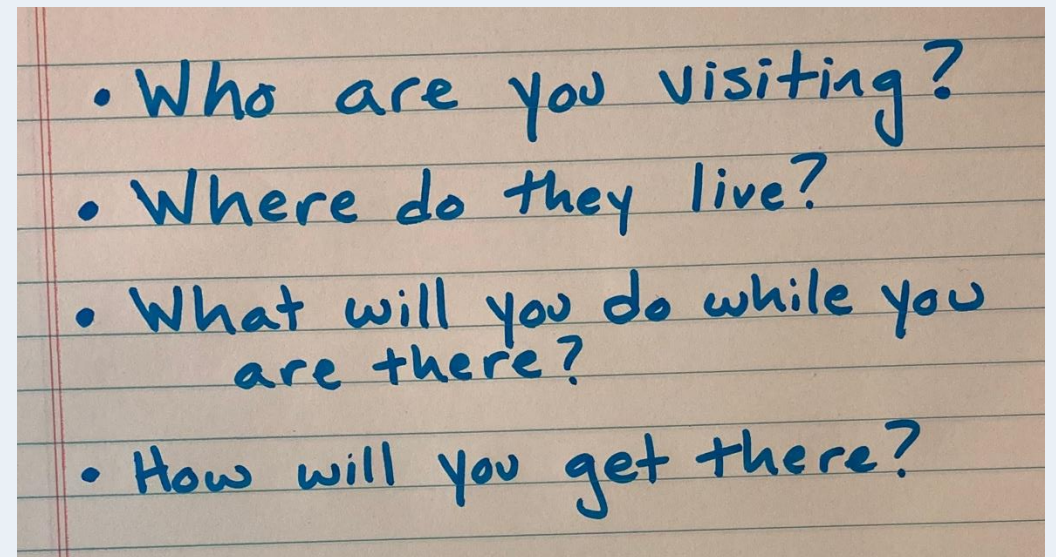


- You agree on a list of 5 words related to a particular topic.
- Each of you has to use those 5 words during a conversation together.

# Question Queue



The student has a list of questions to choose from that they can use during a conversation with you.

- 
- Who are you visiting?
  - Where do they live?
  - What will you do while you are there?
  - How will you get there?

You can provide the list or you and the student can create the list together

# Photo Prompt



- Student Photo from that week
- Tutor Photo from that week
- Topic-specific photo

# Reading Prompt



0:00 / 0:58 Repeat

**Start Reading** WPM:

Norma went to bed. It was eleven o'clock. She turned out the light. She lay in bed. It was dark. It was quiet. She couldn't sleep. She closed her eyes. She tried to sleep, but she couldn't. She turned the light back on. She opened her book. She started to read her book. It was a good book. She read one page. Then she read another page. After a while, she felt sleepy. She closed the book. She turned out the light. She closed her eyes. She went straight to sleep.

ESL Easy Reading

**News for You**  
Learn to read. Read the news.

Welcome to News for You® Online.  
[Click Here to Sign Out](#)

Home About News for You Tips For Teachers Archive Subscriptions: Purchase or Renew

ARTICLES FOR | NOV. 6 - NOV. 12, 2024

**Weekly Poll**

Do you think three minutes is long enough to say goodbye at the airport?

Yes  
 No  
 I am not sure.

[vote](#)

[View Last Week's Poll Results](#)

**Crossword Puzzle**

[Crossword Puzzle](#)  
[Last week's crossword answer](#)

News for You

# Role Plays & Simulations



Role Play: Doctor Call



For more on Role Plays & Simulations:  
<https://www.youtube.com/watch?v=0TnoxlRD36s>






# Spot the Differences





# Agree/Disagree or Rating



<p>Cooking is fun.</p>	 
<p><b>Women are better at cooking.</b></p>	  
<p><b>Cooking is hard.</b></p>	<p><b>1      2      3      4      5</b></p>

# Topic Questions



## TOPICS DISCUSSION COOKING

### Student 'A'

- *Discuss the questions below with your partner.*

1. Can you cook well?
2. Do you ever watch cooking shows on TV? Why? / Why not?
3. Is cooking a dangerous activity? If 'yes', how?
4. Describe how to make a cup of tea.
5. Should high schools teach students how to cook? Why? / Why not?
6. Would you like to work as a chef in a restaurant? Why? / Why not?
7. Why don't animals cook their food?
8. Did you cook anything yesterday? If 'yes', what?
9. How often do you use a microwave oven?
10. How was cooking different 100 years ago?

## TOPICS DISCUSSION COOKING

### Student 'B'

- *Discuss the questions below with your partner.*

1. What are some things that you know how to cook?
2. Why do people cook food?
3. Do you know anyone who can't cook? If 'yes', who?
4. Describe how to boil an egg.
5. Can men cook better than women?
6. Is cooking easy?
7. Is cooked food healthier than raw food?
8. Did you cook anything last week? If 'yes', what?
9. Are you going to cook anything tomorrow? If 'yes', what?
10. How will cooking be different 100 years in the future?

# Famous Facts



- You and your student each gets a list of facts about a famous person or event (ideally, pick a logical pair and things of interest to your student)
- You have to learn about each other's topic by asking & answering questions about them.

fun facts about barack obama

About 6,370,000 results (0.60 seconds)

[www.usnews.com](#) > News > National News  
**10 Things You Didn't Know About Barack Obama | National ...**  
Jan 16, 2007 — He served as the 44th president of the United States. · 1. Barack Hussein Obama II was born on Aug. 4, 1961, in Honolulu. · 2. From age 6 to 10, ...

[www.ducksters.com](#) > biography > uspresidents > barac...  
**Biography of President Barack Obama for Kids - Ducksters**  
Barack Obama is most famous for being the first African American President of the United States. ... Barack grew up in the state of Hawaii as well as Jakarta, a city in ...  
President number: 44th      Education: Harvard Law School

[www.coolkidfacts.com](#) > barack-obama-facts  
**Barack Obama Facts For Kids – US Presidents | Cool Kid Facts**  
Fun Facts About Barack Obama. Barack Obama was the first president to be born outside of the continental United States. Obama's name means "one who is ...  
Vice presidents: Joe Biden

[www.britannica.com](#) > ... > Barack Obama  
**Barack Obama Facts | Britannica**  
Barack Obama served as the 44th president of the United States (2009–17) and was the first African American to hold that post. A member of the Democratic ...  
Party: Democratic Party

# Sources



- **Teaching Conversation Skills More Effectively**

Article for educators, [https://koreatesol.org/sites/default/files/pdf\\_publications/KTJ1-1998web.pdf](https://koreatesol.org/sites/default/files/pdf_publications/KTJ1-1998web.pdf)

- **Literacy Minnesota**

Curriculum materials (from free sample unit), <https://www.literacymn.org/english-unlocked>

- **All Things Topics**

Website with variety of activities organized around everyday topics, <https://www.allthingstopics.com/>

- **Using Dialogs and Role-Play to Build Conversation Confidence**

ProLiteracy Webinar (taught by Steven), <https://www.youtube.com/watch?v=0TnoxlRD36s>

- **Experience Story and additional videos from Literacy DuPage**

<https://www.youtube.com/user/LiteracyDuPage/videos>

- **EduTeach, Conversation Videos**

<https://eduteach.es/videos/english-course/english-conversation-1.html>

- **Easy English, Everyday Life Conversations Video Playlist**

<https://www.youtube.com/playlist?list=PLhPfbpTj6VpTuTSndeBBzTMxvzpYDa8UE>

- **LVCA Tutor Resources: Reading**

Links to variety of websites with readings at range of levels, [https://literacyforall.org/tutor-resources\\_reading-writing](https://literacyforall.org/tutor-resources_reading-writing)